

BMG Gold BullionFund

Class G15 - US Dollars



BMG Gold BullionFund is an open-end mutual fund trust that invests in uncompromised gold bullion.

Fund Objective

BMG Gold BullionFund's objective is to provide a secure, convenient, low-cost, medium-risk alternative for investors seeking bullion for capital preservation, capital appreciation, portfolio diversification and portfolio hedging.

Fund Strategy

BMG Gold BullionFund is an open-end mutual fund trust that invests in uncompromised gold bullion with allocated and insured storage. No derivatives, futures contracts, options or certificates are used, and BMG Gold BullionFund does not rebalance its holdings or attempt to time the market.

Liquidity

Bullion is bought directly from or sold directly into the global bullion markets. Purchases or redemptions of any size can be accommodated without affecting Net Asset Value. As a result BMG Gold BullionFund has the same liquidity as gold bullion itself. In contrast, the liquidity of closed-end funds and ETFs are dependent on the number of shares that are traded.

No Counterparty Risk

BMG Gold BullionFund owns the bullion outright, with no dependency on third parties and no possibility of third-party claims.

Independent of Portfolio Management Skills

BMG Gold BullionFund has a fixed investment policy that cannot be varied without unitholder approval. Risk is avoided since BMG Gold BullionFund does not hedge, market time, leverage or rebalance holdings. As a result, performance tracks the price of bullion and is not dependent on the trading skills of a portfolio manager.

Tax Efficient

No sales tax or withholding tax is applicable on bullion in Canada. All tax consequences on redemptions flow through to the redeeming unit holder. BMG Gold BullionFund is approved for all Canadian registered plans, including RRSPs, RRIFFs & TFSAs.

Uncompromised Gold Bullion

All Bullion Meets London Good Delivery Standards

No Paper Bullion - BMG Gold BullionFund does not invest in shares of mining companies, certificates, pooled accounts, closed-end funds, ETFs or derivatives, or bullion proxies of any kind.

Third-Party Administrator - RBC Investor Services is responsible for Gold Fund's banking, record keeping and daily valuation. RBC Investor Services processes all redemptions and purchases and pays authorized BMG Gold BullionFund expenses.

Diversification - BMG Gold BullionFund is designed for those investors seeking a core holding in uncompromised physical gold bullion. The investment objective is to provide portfolio diversification to maximize returns while reducing portfolio volatility over the long term.

Unencumbered Bullion - BMG Gold BullionFund does not lease its holdings, and no derivatives, futures contracts or options are used.

Allocated Storage - BMG Gold BullionFund's bullion is stored on an allocated and insured basis under a custodial agreement with the Bank of Nova Scotia in their LBMA - member vault in Toronto. Reports on bullion holdings from ScotiaMocatta include details of the refiner, exact weight, purity and serial number for each bar. Bar holdings are published on the BMG website and holdings are audited by BDO Canada LLP as part of their annual audit.

About Bullion Management Group Inc.

Bullion Management Group Inc. (BMG) is a precious metals bullion company. BMG focuses on protecting investors' wealth through the purchase and storage of uncompromised physical gold, silver and platinum bullion for real wealth protection and true portfolio diversification.

Risk Rating



See the Fund's Simplified Prospectus, for specific risks.

Fund Facts

Date of Inception:	May 13, 2011
Net Assets:	\$89,058,862
Assets - Class G15:	\$943
MER:	0.51%
NAV per Unit:	\$7.92
CUSIP #:	09657D264
ISIN #:	CA 09657D2648
Fund Code:*	BMG265

Available in Class A, B, C, E, F, G, I, S. Consult your advisor to determine which class is appropriate for you.

Key Reasons to Invest in this Fund

- Very attractive fundamentals: because of increasing money supply, weakening currencies, and low to negative interest rates
- Physical supply constraints in physical gold bullion, increased demand above supply, falling mine production
- Gold Fund maintains all the attributes of pure bullion - highly liquid, no counterparty risk, trades at NAV and no manager dependency
- Protects against inflation, deflation, currency devaluation, diversifies portfolios and is a store of value
- No trading or market timing employed
- Generally no more than 5% of the NAV is held in cash
- No shorting of Gold Fund - Gold Fund units cannot be borrowed for shorting
- Units can be redeemed in physical bullion (conditions apply)

Total Fund Holdings

Metal	Ounces
Gold	74,576

Terms

Minimum Investment:	\$50,000,000
Management Fee:	0.50%
Commission:	up to 5% maximum
Subscription:	daily
Redemption:	daily
Fund Type:	open-end
Auditor:	BDO Canada LLP
Legal Counsel:	Fasken Martineau DuMoulin LLP
Trustee:	Bullion Management Services Inc.
Custodian:	The Bank of Nova Scotia
Administrator:	RBC Investor Services
Currency:	US Dollars
Short-term Trading Fee:	1.5%, 60 days (units held < 60 days)

Bullion Management Services Inc., a BMG Company | www.bmgbullion.com | 888.474.1001

60 Renfrew Dr, Suite 280, Markham, ON L3R 0E1 Tel 905.474.1001 Fax 905.474.1091 info@bmgbullion.com

This document is not to be construed as a public offering and is subject to more detailed information contained in the Simplified Prospectus and Annual Information Form dated August 28, 2013. For non-residents of Canada units in the Fund are restricted to accredited investors and are offered on an exempt basis in those jurisdictions where they may lawfully be sold. Commissions, trailing commissions, management fees and expenses may all be associated with mutual fund investments. Fund performance not available for funds with a history of less than one year. Mutual funds are not guaranteed, their values change frequently and past performance may not be repeated.



BULLION
MANAGEMENT
GROUP INC.

BMG Gold BullionFund

Class G15 - US Dollars

Performance

	JAN	FEB	MAR	APR	MAY	JUN	JUL	AUG	SEP	OCT	NOV	DEC	YTD
2011	-	-	-	-	5.3	-2.1	8.0	11.0	-10.6	6.2	1.4	-9.6	7.5
2012	10.6	1.4	-6.0	-0.7	-5.7	2.5	1.4	1.6	7.6	-3.3	0.3	-3.6	5.0
2013	0.0	-4.6	0.6	-8.3	-5.1	-14.5	10.2	6.0	-4.9	-0.2	-5.4	-4.2	-28.3
2014	4.1	6.0	-2.7	-0.3	-3.0	5.1	-2.3	0.0	-5.4	-4.3	1.5	-	-2.1

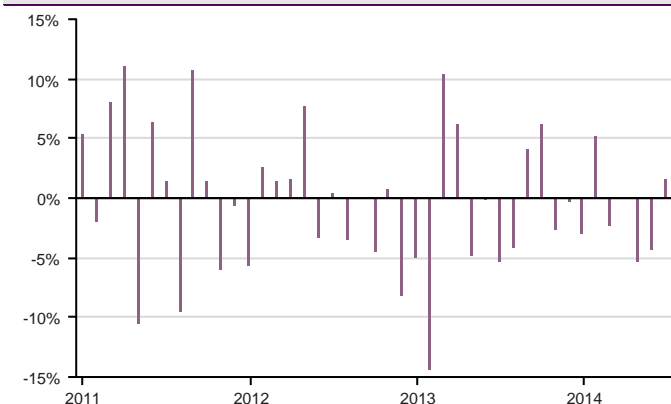
Compounded Annual Returns*

Class G15 - Inception Date May 13, 2011

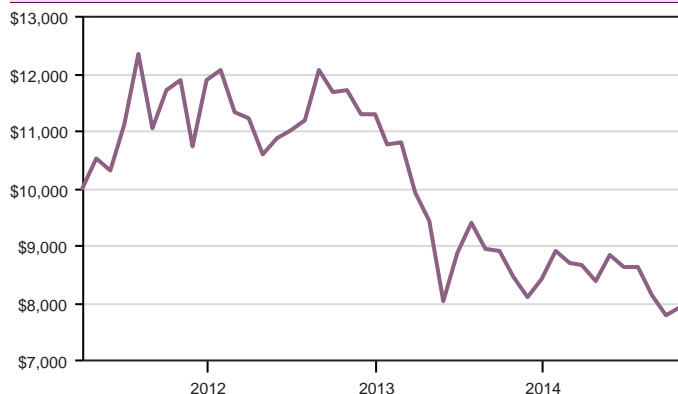
1.5%	-8.1%	-2.1%	-6.2%	-12.7%	N/A%	-6.3%
1 Month	3 Month	YTD	1 Year	3 Year	5 Year	Since Inception

*Compounded Annual Returns are for periods greater than one year

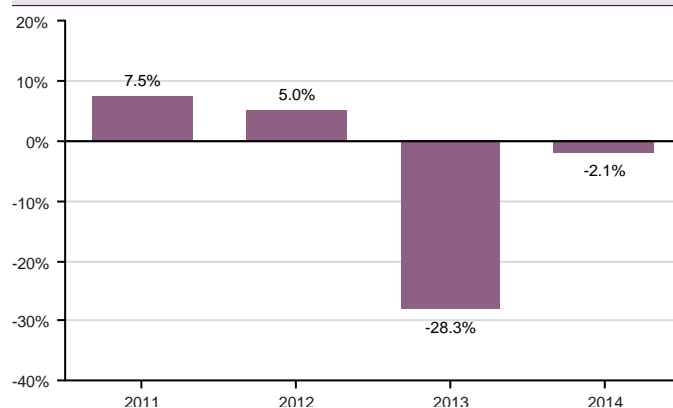
Monthly Rates of Return (%)



Current Value of a \$10,000 Investment is \$7,922



Calendar Year Returns



Return and Risk Analysis

Compounded Annual Return Since Inception	-6.3%
Best Month (August 2011)	11.0%
Worst Month (June 2013)	-14.5%
Percent Profitable Months	44.2%
Annualized Standard Deviation	
Last 12 Months	13.4%
Since Inception	20.2%
Sharpe Ratio	
Last 12 Months	-0.5
Since Inception	-0.3
Sortino Ratio	
Last 12 Months	-0.42
Since Inception	-0.27